

1 Amp. Surface Mounted Glass Passivated Rectifier

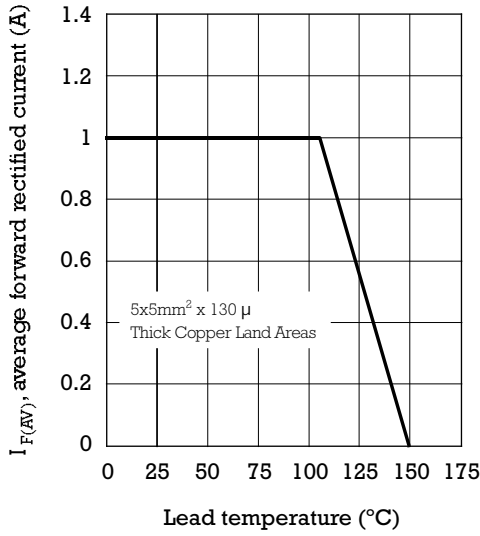
<p>Dimensions in mm.</p>	<p>CASE: SMA/DO-214AC</p>	<p>Voltage 400 to 1000 V</p> <p>Current 1.0 A</p>
		<ul style="list-style-type: none"> • Glass passivated junction • High current capability • The plastic material carries U/L 94 V-0 • Low profile package • Easy pick and place • High temperature soldering 260 °C 10 sec
		<p>MECHANICAL DATA</p> <p>Terminals: Solder plated, solderable per IEC 68-2-20. Standard Packaging: 4 mm. tape (EIA-RS-481). Weight: 0.064 g.</p>

Maximum Ratings and Electrical Characteristics at 25 °C

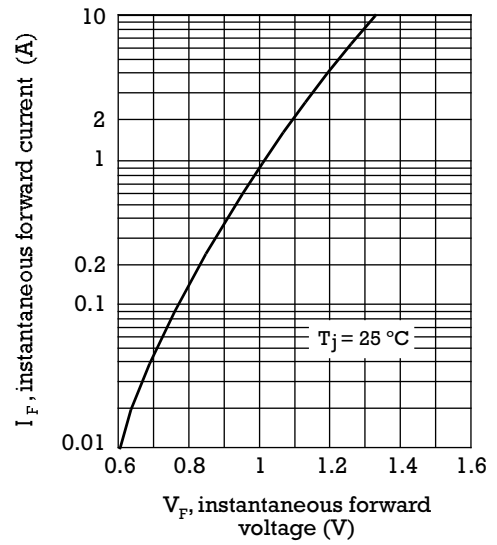
		FS1G	FS1J	FS1K	FS1M
Marking Code		R4	R5	R6	R7
V_{RRM}	Maximum Recurrent Peak Reverse Voltage (V)	400	600	800	1000
V_{RMS}	Maximum RMS Voltage (V)	280	420	560	700
V_{DC}	Maximum DC Blocking Voltage (V)	400	600	800	1000
$I_{F(AV)}$	Forward current at $T_1 = 110\text{ °C}$	1.0 A			
I_{FSM}	8.3 ms. peak forward surge current (Jedec Method)	30 A			
V_F	Maximum Instantaneous Forward Voltage at 1.0A	1.1 V			
I_R	Maximum DC Reverse Current at Rated DC Blocking Voltage	$T_a = 25\text{ °C}$		$T_a = 125\text{ °C}$	
		1 μ A		50 μ A	
t_{rr}	Typical Reverse Recovery Time (0.5/1/0.25A)	1.8 μ s			
C_j	Typical Junction Capacitance (1MHz; -4V)	12pF			
$R_{th(j-l)}$ $R_{th(j-a)}$	Typical Thermal Resistance (5x5 mm ² x 130 μ Copper Area)	27 °C/W		75 °C/W	
$T_j - T_{stg}$	Operating Junction and Storage Temperature Range	-55 to + 150 °C			

Rating And Characteristic Curves

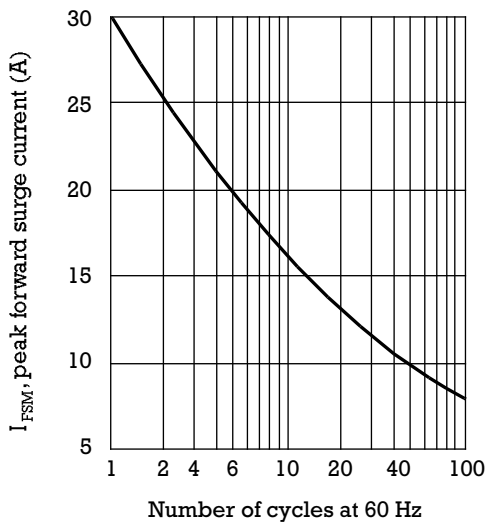
FORWARD CURRENT DERATING CURVE



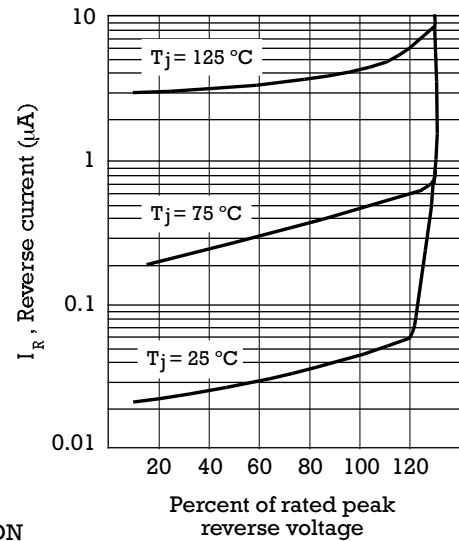
TYPICAL FORWARD CHARACTERISTIC



MAXIMUM NON REPETITIVE PEAK FORWARD SURGE CURRENT



TYPICAL REVERSE CHARACTERISTIC



TYPICAL JUNCTION CAPACITANCE

